



Station Post Insulators

Available from

Trydor industries
™ (canada)
VISIT US AT TRYDOR.COM

 **TE** ENERGY
connectivity



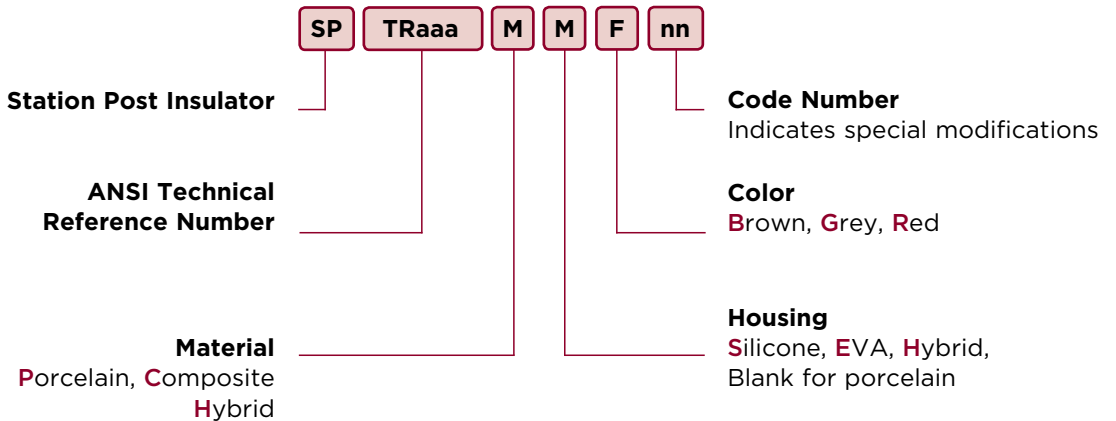
STATION POST INSULATORS

TE Energy covers a wide range of polymeric, porcelain and hybrid insulators. For decades these products have demonstrated reliable performance in various types of applications all over the world.

TE’s porcelain insulators were sold in the past with brand names of Morlynn, Dulmison and Zibo, and have 95 years of service experience in electric power supply and rail applications. Manufactured from high-quality non-porous electrical porcelain, they provide long life and cost-effective solutions for a majority of applications.

Hybrid insulators consist of high strength porcelain core with a polymeric housing. The best features of ceramic and polymeric insulators are combined, resulting in high mechanical strength and excellent electrical behavior under polluted conditions.

Contact your TE Energy sales representative for more information and for other applications not found in this brochure.



PORCELAIN

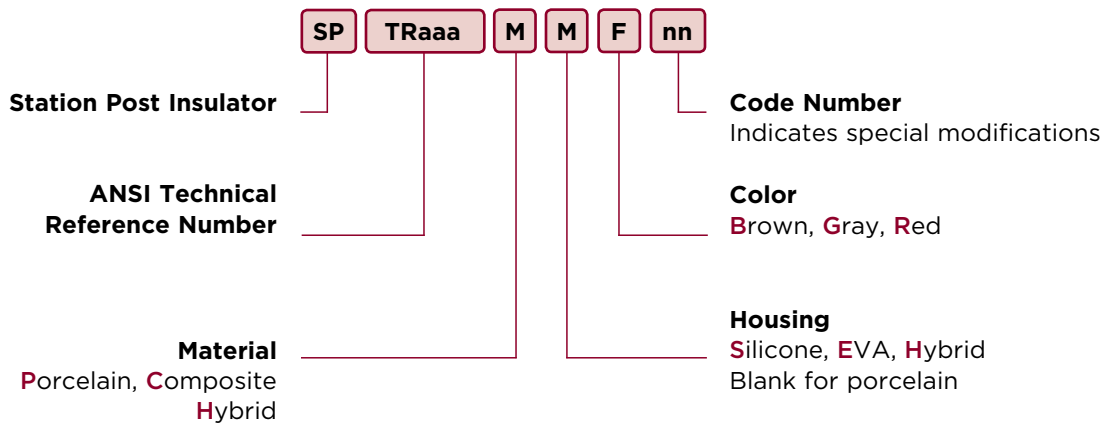
Technical Reference	Description	BIL	System Voltage (kV)	Overall Height (in)	Bolt Circle (in)	Leakage Distance (in)	Cantilever Strength (lbs)	Max. RIV (mvolts@1000kV)	Low Frequency Wet Withstand (kV)	Critical Impulse Flashover Positive (kV)
TR202	SP-TR202PG	95	7.5	7.5	3	10.5	2000	50	30	105
TR205	SP-TR205PG	110	15	10	3	15.5	2000	50	45	125
TR208	SP-TR208PG	150	25	14	3	24	2000	100	60	170
TR210	SP-TR210PG	200	35	18	3	37	2000	100	80	225
TR214	SP-TR214PG	250	46	22	3	43	2000	200	100	280
TR216	SP-TR216PG	350	69	30	3	72	1500	200	145	390
TR222	SP-TR222PG	95	7.5	10	5	10.5	4000	50	30	105
TR225	SP-TR225PG	110	15	12	5	15.5	4000	50	45	125
TR225EHS	SP-TR225PG01	110	15	12	5	15.5	8000	50	45	125
TR227	SP-TR227PG	150	25	15	5	24	4000	100	60	170
TR227EHS	SP-TR227PG01	150	25	15	5	24	8000	100	60	170
TR231	SP-TR231PG	200	25	20	5	37	4000	100	80	225
TR231EHS	SP-TR231PG01	200	25	20	5	37	8000	100	80	225
TR267	SP-TR267PG	250	46	24	5	43	4000	200	100	280
TR267EHS	SP-TR267PG01	250	46	25	7	43	8000	200	100	280
TR278	SP-TR278PG	350	69	30	5	72	3000	200	145	390
TR278EHS	SP-TR278PG01	350	69	32	7	72	6000	200	145	390
TR286	SP-TR286PG	550	115	45	5	99	1700	200	230	610
TR287	SP-TR287PG	550	115	45	5	99	2600	200	230	610
TR287EHS	SP-TR287PG01	550	115	45	7	99	5000	200	230	610
TR288	SP-TR288PG	650	138	54	5	116	1400	200	275	710
TR289	SP-TR289PG	650	138	54	5	116	2000	200	275	710
TR289EHS	SP-TR289PG01	650	138	54	7	116	4100	200	275	710
TR291	SP-TR291PG	750	161	62	5	132	1200	500	315	750
TR295	SP-TR295PG	750	161	62	5	132	1800	500	315	750
TR304	SP-TR304PG	900	230	80	5	165	950	500	385	1010
TR308	SP-TR308PG	900	230	80	5	165	1450	500	385	1010
TR312	SP-TR312PG	1050	345	92	5	198	800	500	455	1210
TR316	SP-TR316PG	1050	345	92	5	198	1250	500	455	1210
TR324	SP-TR324PG	1300	345	106	5	231	1000	1000	525	1410
TR330	SP-TR330PG	1470	500	122	10.5	264	900	1000	590	1610
TR362	SP-TR362PG	1050	345	92	7	198	2300	1000	455	1210
TR367	SP-TR367PG	1300	345	106	10.5	231	1450	1000	525	1300
TR368	SP-TR368PG02	1300	345	106	7	231	2000	1000	525	1410
TR369	SP-TR369PG	1300	345	106	7	231	2050	1000	525	1410
TR369EHS	SP-TR369PG01	1300	345	106	7	231	4500	1000	525	1410
TR371	SP-TR371PG	1470	500	122	7	264	1170	1000	590	1610
TR372	SP-TR372PG	1470	500	122	7	264	1750	1000	590	1610
TR373	SP-TR373PG	1470	500	122	7	264	1750	1000	590	1610
TR379	SP-TR379PG	1550	500	128	7	280	1700	2000	620	1710
TR391	SP-TR391PG	1800	500	152	7	330	1400	2000	710	2000

Note: For other designs and custom made products, please contact your local TE Energy sales representative.

HYBRID

Technical Reference	Description	BIL	System Voltage (kV)	Overall Height (in)	Bolt Circle (in)	Leakage Distance (in)	Cantilever Strength (lbs)	Max. RIV (mvolts@1000kV)	Low Frequency Wet Withstand (kV)	Critical Impulse Flashover Positive (kV)
TR 205	SP-TR205HEG	110	15kV	10	3	15.5	2000	50	45	125
TR 208	SP-TR208HEG	150	25kV	14	3	24.0	2000	100	60	170
TR 210	SP-TR210HEG	200	35kV	18	3	37.0	2000	100	80	225
TR 216	SP-TR216HEG	350	69kV	30	3	72.0	1500	200	145	390
TR 286	SP-TR286HEG	550	115kV	45	5	99.0	1700	200	230	610

All part descriptions above indicate gray color.



HYBRID STATION POST

EVA POLYMERIC

Description	Impulse Withstand (kV)	System Voltage (kV)	Overall Height (in)	Leakage Distance (in)	Cantilever Strength (lbs)	Dry Arc Distance (in)	Low Frequency Wet Withstand (kV)	Weight (lbs)
RAP-24R-A66-305	150	24	12.00	24.84	2697	8.31	50	2.5
RAP-36R-A66-350	170	36	13.78	31.85	2248	10	75	5.6
RAP-46R-A66-460	250	46	18.11	46.85	1573	14.17	110	6.6
RAP-52R-A66-475	250	52	18.70	52.48	1348	15.28	110	6.8


For other designs and custom-made products, please contact your TE Energy sales representative. Available in red or gray - all above show description of red.



EVA STATION POST INSULATORS

TE Energy’s EVA insulators are lightweight for easy installation, vandal and breakage resistant. The EVA housing material has excellent tracking and erosion resistance providing top performance under polluted and salt-air conditions.

Standard top and base end fittings are made with M10 threads on a 66 mm PCD. Various other end fittings are available upon request (i.e., 76 mm PCD).



FOR MORE INFORMATION

te.com/energy

TE Technical Support Center

USA: +1 (800) 327-6996
Canada: +1 (905) 475-6222
Mexico: +52 (0) 55-1106-0800
Latin/S. America: +54 (0) 11-4733-2200
UK: +44 (0) 800-267666
France: +33 (0) 1-3420-8686
Netherlands: +31 (0) 73-6246-999
China: +86 (0) 400-820-6015

energy.te.com

© 2011 - 2012 Tyco Electronics Corporation, a TE Connectivity Ltd. Company. All Rights Reserved.

8-1773462-8 E457 07/2012

-zTE Connectivity and TE connectivity (logo) are trademarks. Other logos, product and/or company names might be trademarks of their respective owners.

While TE has made every reasonable effort to ensure the accuracy of the information in this brochure, TE does not guarantee that it is error-free, nor does TE make any other representation, warranty or guarantee that the information is accurate, correct, reliable or current. TE reserves the right to make any adjustments to the information contained herein at any time without notice. TE expressly disclaims all implied warranties regarding the information contained herein, including, but not limited to, any implied warranties of merchantability or fitness for a particular purpose. The dimensions in this catalog are for reference purposes only and are subject to change without notice. Specifications are subject to change without notice. Consult TE for the latest dimensions and design specifications.

